

Short-term Labour Market Impacts of Covid-19: Evidence from Sri Lanka

Priyanga Dunusinghe

Department of Economics, University of Colombo, Sri Lanka

Correspondence: pmdunu@yahoo.com

Abstract

The Covid-19 pandemic and measures adopted in preventing of its spread have resulted in a number short- and long-run of socio-economic consequences. This study aims at identifying short-term effects of Covid-19 on Sri Lanka's labour market. Using data from nationally representative Labour Force Surveys, this study employs some descriptive analytical tools in investigating the impacts. At present, the labour market suffers from a number of issues such as low female labour force participation, high level of informality, youth unemployment, and NEET rate. These underlying labour market conditions are critical in understanding the short-term effects of the pandemic. The elasticity estimates revealed that output reduction may have associated with larger employment losses in Construction, Accommodation & Food services, and Manufacturing, Entertainments & Recreation, and Real Estate sectors. More importantly, it was found that the short-term effects of Covid-19 has distributed disproportionately where females have suffered severely compared to their counterparts. In addition, unemployment has significantly increased among young females in 2020 compared to that of the young males. In addition, number of hours of work has declined significantly during the pandemic period. The private sector formal and informal employees have witnessed a decline in their real wages during the pandemic period. In summary, female and informal workers were at high risk towards losing jobs and earnings, in particular, those who engage in the high risk industries identified above. The labour market outcomes discussed in this paper mostly reflects the effects of the first and the second waves of the pandemic. It is expected that the third wave has much severe effects given its spread and some of the measures taken in preventing its spread. Hence, it is imperative that policy makers pay attention to these adverse effects and introduce appropriate policy measures to improve the labour market conditions of most vulnerable groups.

Key words: Covid-19, Labour Market, Short-term effects, Employment Elasticity, Sri Lanka,

1. Introduction

The Covid-19 has shaken the whole social fabric of our world and, as of end-August 2021, 220 million infected cases and around 4 million deaths have been reported¹. In Sri Lanka, the virus hit at three waves, as of now, around 3.3 million of infected cases and 2435 deaths have been reported (Epidemiology Unit of the Ministry of Health, 2021). The first confirmed case of Covid-19 reported in the early part of 2020 and strict lockdown measures along with various other interventions brought the spread of the virus under control by mid-2020. However, the country witnessed the second wave during the latter part of 2020, in contrast to the

¹ As per <https://www.worldometers.info/coronavirus/>, accessed on 01st July 2021.

first one, the infected cases were found in various parts of the country. The third wave, the worst in terms of its spread and casualties, struck quietly unexpectedly at the beginning of the second quarter of 2021. Throughout the pandemic period, some of the essential services, such as public health, utility services, duties of police & armed forces, were provided while activities related to agriculture and exporting were mostly allowed to perform. In most of the other sectors, production and distribution activities were mostly discouraged during the heights of the respective waves and people were encouraged to use online means of performing activities. During the intervals between respective waves, economic activities almost returned to normal, however, the length of such intervals remained very short.

Covid-19 induced travel restrictions and social distancing disturbed the forces of supply and demand for labour in the economy. In the short-run, it could generally be expected that both labour demand and supply in most important economic sectors decline during the Covid-19 pandemic. As a result, the pandemic may have had an impact on the level of labour force participation, employment, unemployment, and wages in the labour market. In addition, it is also possible that workers moving from the sectors whose activities are largely disturbed from the pandemic to the sectors that were mostly unaffected to amidst the pandemic environment. In the context of Sri Lanka, this paper aims at analyzing some of the short-run labour market effects of Covid-19. In recent months, a number of studies have attempted in analyzing the effect of Covid-19 on labour markets, in particular, in developed countries. Nevertheless, a limited number of attempts have been made in investigating the short-run effects of Covid-19 on the labour markets in developing countries. It is expected that this study will be an important addition to this limited literature. A brief review of literature in the section two will be followed by a discussion on methodology and data in section three. The first part of the fourth section will discuss some of the policy initiatives introduced by the government in tackling the negative consequences due to Covid-19 related travel restrictions and social distancing measures while the second half present a discussion of the data on recent changes in the labour market. The final section make some concluding remarks along with some policy implications for consideration.

2. Literature Review

Lee *et. al.*, (2020) argue unemployment does not reflect the actual scale of disruption for workers in the case of Covid-19 pandemic due to few reasons. First, many keep jobs but are not working, hence, they are counted as employed. Second, some have lost their jobs, but do not engage in searching for jobs due to low probability of finding a job, and they are counted as inactive. Finally, some are working fewer hours than previously, and are counted as employed though their actual earnings remain low. Moreover, the authors argue that the impact of Covid-19 have been disproportionate, particularly making certain segments of the workforce even more vulnerable. In particular, informal workers, youth, and females are at a disadvantageous position compared to other workers. Covid-19 affected young people in three ways; namely (a) disruption to education, training, and work-based learning, (b) increased difficulties for jobseekers and new labour market entrants, and (c) job and income losses, along with deteriorating quality of employment. Lemieux, *et.al.*, (2020) found that Covid-19 caused a 32 per cent decline in aggregate weekly work hours among workers aged 20-64 during February 2020 – April 2020 in the Canadian labour market. Moreover, the authors found that half of the total job losses are attributed to workers in the bottom earnings quartile. Beland *et. al.*, (2020) examined the short-term effect of Covid-19 on Self-employed workers in Canada for the period of February 2020-May 2020. The authors found that Covid-19 had a negative impact on entrepreneurship, in particular, a sizable share small businesses run by women, less educated persons, in the sectors such as art, culture, & recreation and sales and

service occupations went out of business. Webster *et. al.*, (2020), using enterprise surveys conducted by the World Bank, examined the impact of Covid-19 on labour market in Southern European countries. The authors found that despite various measures adopted by governments in supporting firms, a sizable share of small firms closed down in sectors such as hospitality and non-essential travel and retail services. Balde *et. al.*,(2020) examined the impact of Covid-19 on the informal sector in three Sub-Saharan countries; namely Burkina Faso, Mali, and Sengal. The authors found that Covid-19 had a severe effect on workers in the informal sector. In particular, a sizable share of informal workers working in high risk sectors lost their jobs and the other informal workers witnessed a decline in their earnings. Francis-Devine and Powell (2021) found, during the pandemic period, that employment levels for those age 16-24 and 65+ have fallen by 8 per cent in United Kingdom. This is much higher compared to 0.4 per cent decline in employment for people aged 25-64. The authors found the ethnic minority groups, females, and low paid workers have severely affected due to the Covid-19 pandemic. Djoumessi (2021) found that a larger proportion of workers suffered a wage cut while around one-third witnessed a temporary job suspension in Cameroon. In contrast, around 7 per cent of workers in the sample of 1,310. Masri, *et. al.*, (2021) examined the short-term impact of Covid-19 on Labour market, poverty, and inequality in Brazil. The authors found that sector most susceptible to the shock because they are more contact-intensive and less teleworkable, such as construction, domestic service, and hospitality suffered large job losses and reduction in hours in Brazil. In addition, their analyses indicated the low income workers experience the largest decline in earnings. Schotte *et. al.*, (2021), using a difference-in-difference design, found that informal self-employed persons were most often forced to stop their activities during the lockdown. Similarly, recovery of employment is somewhat slower for women than that of for men. In addition, there is a persistent negative effect on working hours and earnings related to self-employed workers and women. International Labour Organization (ILO, 2020) examined the effect of Covid-19 on labour market in Philippines and predicted that one quarter of the total employment in the Philippines is likely to face job disruption due to the Covid-19 pandemic. Moreover, the study found that some of the sectors that display medium to high risk of being disrupted by Covid-19 also have large shares of workers in occupations likely to be disrupted by digitalization. The ILO (2020) conducted that the negative labour market impact of the pandemic is more pronounce among vulnerable and part-time workers, young people, overseas workers, and women. Kapoor (2020) argues that, in the context of the labour market in India, a sizable share of informal workers could be affected due to dual shock of pandemic and lockdown. In particular, the author argues that Covid-19 could affect most informal workers in terms of income and job losses. Barker *et. al.*, (2020) examined the impact of Covid-19 on labour migration in Bangladesh and Nepal and found that rate of out migration and remittance per migrant has declined during the pandemic period. The author argued that these effects could lead to greater prevalence of food insecurity among migrant households.

3. Methodology and Data

This study aims at employing both qualitative and quantitative approaches in analyzing data extracted from various secondary sources. First, it is expected to discuss the policy measures adopted by the government of Sri Lanka in addressing some of the labour market related negative consequences associated with travel restrictions and social distancing measures. In particular, those policy measures will be looked from the perspectives of job and income losses due to Covid-19 induced travel restrictions and social distancing measures. This study extracts information related to policy measures from the Annual Report of the Central Bank of Sri Lanka and public press releases of the Ministry of Finance and Department of Labour. Second, this study aims at analyzing some of the stylist facts related to Sri Lanka's labour market, in particular, nature and

the size of the informal employment, NEET youth, and youth unemployment. The analyses will help in understanding the possible labour market issues that may arise due to Covid-19 related lockdown measures. Further, sectoral employment elasticity of output will be measured in understanding the employment losses the sectors may experience due to output losses following Covid-19 related supply and demand shocks.

In the empirical literature, there are two methods that have generally been used for calculation of employment elasticities. These are based on compound annual growth rate (CAGR) approach that gives the ‘arc’ elasticity and regression approaches that provide point elasticity (Misra and Suresh, 2014). The formula for calculation of ‘arc’ elasticity of employment is generally as under:

$$e_j = \frac{\Delta L_j / L_j}{\Delta Y_j / Y_j}$$

Where L_j denotes employment of the j^{th} sector and Y_j denotes output of j^{th} sector. The numerator refers to the percentage change in employment, while the denominator refers to the percentage change in income, which is essentially the GDP growth rate, in j^{th} sector. Elasticity was estimated using data for 2015-2019 and the average (of employment and output of each sector) of nearby two years; i.e. 2015 and 2016 for the beginning period and 2018 and 2019 for the end period, were considered in order to avoid any year specific fluctuation in employment and GDP data.

Finally, the short-term impacts of the Covid-19 will be assessed using labour force survey data published by the Department of Census and Statistics (DCS) of Sri Lanka. At the time of this study, the DCS has published quarterly Labour Force Statistics from 2020Q1 to 2020Q4. These data may contain some of the short-term impacts of the first and the second waves of the Covid-19, and data for the impacts of the third wave are yet to be collected.

4. Estimation and Discussion

Policy Responses

It was reported in the media that the Department of Labour initiated a tripartite dialog where employers’ and workers’ unions along with the ministry officials conducted regular meetings to discuss issues arising from the Covid-19 pandemic (Daily News, 2021)². In most sectors, workers’ unions broadly agreed to some wage cuts while employers’ associations agreed to avoid firing of workers. However, it is not clear to what extent those agreements materialized in practice. The government and the Central Bank introduced a number of policy measures in countering the negative effects emanating from Covid-19 pandemic which kept fast spreading around the world and in the country. The policy interventions covered some of the areas such as monetary sector, financial sector, public expenditure, export & imports, agriculture production, tax revisions, and external financial arrangements. In this paper, our focus is mainly on areas which may directly have influenced on labour market outcomes. In particular, the government aimed at granting some financial reliefs to businesses which were affected hard by the Covid-19 pandemic and households whose income generating activities were affected due to travel restrictions and social distancing measures. Central Bank of Sri Lanka reduced its policy rates in the beginning of the year and continued to lower it significantly in subsequent months

² For more information; <https://dailynews.lk/2021/05/01/features/248005/%E2%80%98govt-fully-backing-labour-force-amidst-challenges%E2%80%99>

to stimulate private investments³. The private sector firms, largely battered by the Covid-19 related demand and supply shocks and uncertain future, faced difficulties in financing new investments and working capital requirements at the interest rate prevailed prior to witnessing the pandemic. In addition the Central Bank of Sri Lanka reduced both Bank Rate and the Statutory Reserve Ratio. All these measures contributed to enhance the liquidity in the market at lower financing costs thereby allowing businesses to access finance for investment and working capital requirements.

Table 1: Selected Covid-19 Induced Policy Responses

Monetary policy	Action
Standing Deposit/Lending Facility Rates	Reduced
Bank Rate and Statutory Reserve Ratio	Reduced
Special credit schemes	Introduced
More funds for self-employment promotion	Expanded
More working capital facilities for Small & Medium firms	Expanded
Concessional loan scheme of LKR 150 billion to assist micro, small & medium, and self-employment	Introduced and expanded
Financial sector	
Extending moratorium period for Covid-19 affected businesses	Introduced and expanded
Setting interest rate upper ceilings	Introduced
Import/export related measures	
Import restrictions on unessential imports, motor vehicle, luxury goods	Introduced and expanded
Removal of Cess on exports	Introduced
Removal of some taxes on imports (health related goods)	Introduced
Government expenditure	
Expansion of fertilizer subsidies	Introduced
Provision of subsidies for low income families	Few rounds

Source: Annual Report 2020, Central Bank of Sri Lanka

The Central Bank of Sri Lanka also introduced a special credit scheme to help businesses, self-employment, micro, small & medium, which were affected by the Covid-19 pandemic related demand and supply shocks. In the financial sector, the government requested financial institutions to grant a debt/interest moratorium for businesses severely affected by the Covid-19 pandemic. The government of Sri Lanka introduced a number of restrictions on imports. Some imports, in particular motor vehicles and luxury goods, were banned from importing while quantitative restrictions were imposed on some other imported goods and services. Nevertheless, in order to facilitate the efforts on countering the pandemic, import duties were reduced on some imported medical equipment and goods. Further, the government removed/reduced Cess on some exports to facilitate trade during the pandemic period. With respect to public expenditure, the government granted a small cash transfer (LKR 5,000 per poor households) to facilitate consumption expenditure and this cash transfer was implemented few times during the pandemic. In particular, the government encouraged

³ In response to adverse economic situation, the Central Bank of Sri Lanka reduced the Standing Deposit Facility Rate (SDFR) and the Standing Lending Facility Rate (SLFR) by 50 basis points on 30th January 2020. This and the subsequent revisions into to both rates resulted SDFR and SLFR to stand at 4.5 and 5.5 per cent respectively by the mid July by 2020.

domestic food production by granting fertilizer subsidies as well as certified prices for 16 selected crops. It aimed at guaranteeing domestic food security. Broadly speaking, above measures may have provided some reliefs to labour market participants and businesses which were severely affected directly and indirectly during the lock down periods. In addition, it is important to note that the government provided a special permission for some businesses (such as exporting firms) to operate during the lockdown period.

Labour Market: Some Stylist Facts

The effects of Covid19 on Sri Lanka’s labour market will be determined by a number of factors such as the length of the travel restrictions and social distancing measures in operation, the efficacy of the government policy interventions, decisions made at household- and individual-levels, and the characteristics of the prevailing labour market. Sri Lanka’s labour market faces some long-standing issues, among them, high level of informality, youth unemployment, and NEET rate are critical in determining the impacts of the Covid-19 on the labour market outcomes. According to DCS, over two-third (67 per cent) of total employed persons engage in in the informal employment and this share has slightly declined during 2014-2019. Out of the informally employed person, 43 per cent work as informal employees. In fact, this ratio has increased over the time (see Table 2). In addition, the share of informal employee in the *formal sector* has increased during the last decades, raising concerns over informalization of the formal sector. For instance, the share of informal employee in the formal sector increased from 7.3 per cent in 2006 to 8.5 per cent in 2019. Agriculture sector has traditionally been one of the major sectors which has room for a sizable share of informal workers. Out of the total informal workers, nearly one-third of the informal workers engage in the agriculture sector. It needs to be noted that informal employees represent over 80 per cent of total informal workers in the non-agriculture. In absolute terms, non-agriculture sector informal employees numbered to 1.9 million in 2019. Table 3 reports data on economic sector-wise distribution of informal employees. Accordingly, around 20 per cent of total informal employees was in the construction and related sector, and retail and whole sales sector accounted for around 10 per cent of the total informal employees. Sectors such as domestic servants and transport and storage account for around 5 per cent of the informal employees. Informal employees are not protected by labour laws/regulations and they are not entitled to social security contribution or paid leaves. Most of them are paid on daily and weekly basis. In Sri Lanka, informal employments have largely been concentrated among less educated individuals. For instance, around 89 per cent of the total workers, studied at most up to Grade 5, and 80 per cent of the total workers, schooled at most Grade 10, were holding informal employments in 2019. As highlighted above, there are at least three key concerns regarding informal employment discussed above. First, over two-third of the total workforce continues to hold informal employment. Second, over 2 million of workers work as informal employees in the non-agriculture sector. Finally, informal employments are mostly held by less educated members in the labour market. It could reasonably expected that informal employees in the non-agriculture sector were severely at distress due to the travel restriction, social distancing measures, and lockdowns imposed in reducing the spread of the pandemic.

Table 2: Labour Market Informality

Year	Informal workers (% out of total employment)	Informal employee (% out of total informal employment)	Informal workers in non-agriculture sector (% of total informal workers)	Informal employee in non-agriculture sector (% out of total informal)

				employment in the sector)
2014	69.8	42.1	61.9	80.1
2015	69.4	41.3	63.1	78.8
2016	69.7	43.6	64.8	80.3
2017	68.1	43.2	65.9	80.1
2018	68.0	43.3	65.8	80.7
2019	66.7	43.0	65.1	80.1

Source: Author's calculation based on Labour Force Survey, 2019

Table 3: Informal Employees (as % of Total Informal Employees)

Agriculture	19.90
Non-Agriculture	80.10
Construction and related sectors	19.93
Retail and whole sales	10.09
Domestic servants and related activities	6.06
Transport & storage	4.94
Food manufacturing	3.72
Textile & apparel related	4.00
Furniture and timber related activities	3.76
Education activity related	2.24
Motor vehicle repairing and sales	2.21
Hotels & restaurants related	2.19
Other industries	20.10

Source: Author's calculation based on Labour Force Survey, 2019

Table 4: Informal Employments Vs. Education Level

	% of informal employment held (relative to total employed under each category)	% of informal workers (relative to total informal workers under each category)
Grade 5 & below	89.8	19
Grade 6-10	80.1	55
GCE (O/L)	61.5	16
GCE (A/L) & above	29.8	10
Total	66.7	100

Source: Author's calculation based on Labour Force Survey, 2019

Unemployment has come down over the years in Sri Lanka, and overall unemployment rate in 2019 was reported as 4.5 per cent. Nevertheless, unemployment has been higher among educated, youth, and females compared to other groups. In fact, youth unemployment was twice the overall unemployment. Except the education level of Grade 5 & below, around half of the youth labour force remained unemployed in all the educational groups. This situation is much worse if youth group is defined by extending its upper age limit to

29 years old. In particular, female unemployment is higher among educated females fall into the age range of 20-29. A number of hypotheses have been advanced in reasoning higher unemployment among youth, educated, and females. In particular, skill-mismatch and queuing for public sector jobs are prominent in the literature. Higher female unemployment in early stage and low level of overall female labour force participation need to be considered together. In particular, failure in finding a suitable jobs during young age could permanently discouraged females in seeking jobs in subsequent period thereby lowering female labour force participation. Covid-19 have reduced new investments, both local & foreign as well as public & private, as a result, employment creation has been almost absent in the economy. In fact, some employers have reduced their workforce to cope up with the negative demand and supply shocks associated with Covid-19 induced policy measures. Moreover, deceleration of out migration - for education, training and employment – during the pandemic may also causes youth unemployment to increase. Annually, a sizable number of youth migrate for education, training, and employment. It is highly possible that present day job seekers find it difficult to access to decent jobs at the time of post-pandemic economic recovery since their skills & training become somewhat outdated and the employers may prefer to hire immediate leavers of schools, training institutes, and universities. In particular, young women may be at greater risk in failing to find a suitable job compared to that of the men. Ultimately, government may be forced to step in providing public sector employment opportunities, as has been done in few previous occasions, thereby causing severe burden to government coffer.

Table 5: Youth Unemployment (as % of total youth labour force)*

Gender	(%)
Male	57.3
Female	42.3
Level of education	
Grade 5 & below	17.9
Grade 6-10	52.9
G.C.E. (O/L) passed	51.0
G.C.E. (A/L) & above	47.1

* Persons fall into the age category of 15-24 are defined as youth (DCS, 2019).

Source: Author’s calculation based on Labour Force Survey, 2019

Unemployment among youth does not show a complete picture on issues surrounding youth labour market outcomes. In recent years, the DCS started reporting information related to youth who are Not Education, Employment, and Training (NEET). The NEET is defined as “all young people who are not employed and inactive in the age group (15 – 24 years)” (DCS, 2019). Table 6 present some data on youth NEET rate.

Table 6: NEET Rate (NEET group as a % of Total Youth)

	Total	Male	Female
Total	21.2	13.3	29
Grade 5 & below	59.7	49.3	76.4
Grade 6-10	23.4	13.9	35
G.C.E. (O/L)	15.3	9.5	20.5
G.C.E.(A/L) & above	23.9	15.3	29.7

Source: Author’s calculation based on Labour Force Survey, 2019

Out of the all education categories, the NEET rate is highest among youth who have almost completed Grade 5 & below. The NEET rate for them is 49 per cent for male and 76 per cent for females. Accordingly, it states that nearly 50 per cent of total male youth and 76 per cent of female youth stay at home idling, i.e. without engaging in employment, education or training. It is highly possible that number of youth falling into NEET category to increase due to few reasons, namely (a) self-restraints in joining training programmes or seeking jobs due to the pandemic, (b) limited financial support at household levels, (c) uncertainty on future job market prospects, and (d) limited social capital in finding suitable training and job opportunities.

Employment elasticity: Sectoral Analysis

As discussed previously, the governments around the world introduced travel restrictions and social distancing measures in preventing the spread of Covid-19 pandemic. By the end of June, 2021, the number of Covid-19 cases reached 182 million people and the number of death passed 4 million. In Sri Lanka, around 250 thousand people were infected and closer 3000 people died due to the pandemic. All of the above resulted either supply or demand shocks to the economy. Those supply and demand shocks translated into reduction in output. The responsiveness of employment to output, or employment elasticity, provides a useful information in estimating the Covid-19 related employment effect in an economy.

Table 7 reports elasticity estimation by sub-sectors in the economy. Accordingly, employment elasticity in Agriculture sector is negative (-2.42), indicating an increase in output is associated with reduction in employment in the industry. It is expected that labour moves to the other sectors during the process of economic development. However, reduction in output, in particular due to pandemic related situation, could increase the employment in the sector. According to our estimates, over 85 thousand employment opportunities were created within the agriculture sector during the year of 2020. This elasticity based forecast is somewhat closer to the actual number of employment opportunities created within the agriculture sector (97 thousand), as estimated based on the Labour Force Survey 2020, by the DCS (2020). According to our elasticity estimates, economic growth has strong positive relationships with sector such as construction, education, and accommodation & food services sectors⁴. For instance, 1 per cent output growth in construction and education sectors associates with 2 per cent and 2.6 per cent, respectively, increase in employment. Similarly, 1 per cent growth of output in accommodation & food services leads to 1.5 per cent growth in employment. According to our estimates, the construction and accommodation & food services sectors are expected to witness job losses amounting to 155 thousands and 134 thousands respectively. It could be expected that some of these

⁴ Construction sector include sub-sectors such as construction, electricity, gas steam and air conditioning supply, water supply, sewerage, waste management and remediation activities

workers, in particular migrants from rural areas, may have gone back to their native areas and employed in agriculture sector. Some of the sectors such as information & communication, financial services, health & social services, and education may have created employment opportunities during the pandemic. Accordingly, in terms of employment losses, construction, accommodation & food services, manufacturing, and other activities were the most vulnerable sectors during the pandemic period. Among the sub-sectors in the other activity category, the real estate activities and Arts, entertainment and recreation were mostly vulnerable during the pandemic.

Table 7: Elasticity of Employment by Sub-sector

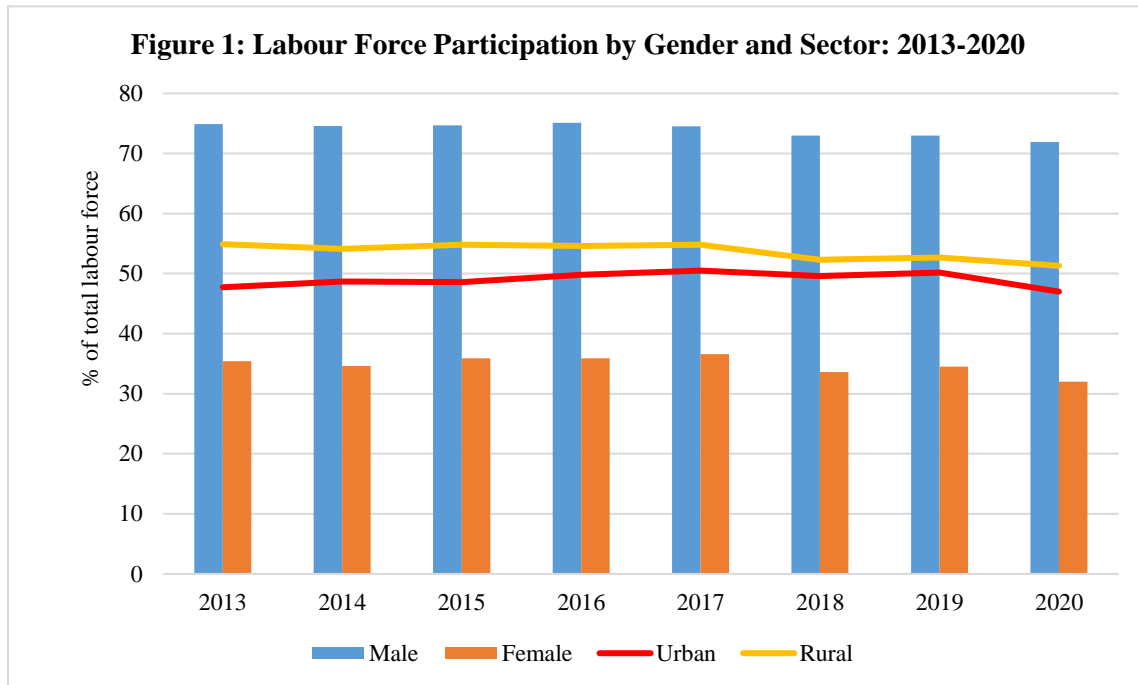
	Growth of output (2015-2019)	Growth of employment (2015-2019)	Employment elasticity (C=B/A)	Growth of output during 2020	Employment in 2019	Expected employment change during 2020 [F=(C*D*E)/100]
	(A)	(B)	(C=B/A)	(D)	(E)	
Agriculture, forestry and fishing	3.94	-6.43	-1.70	-2.42	2,071,940	85,400
Mining & quarrying	11.91	2.09	0.18	-12.51	60,902	(1,387)
Manufacturing	10.54	4.94	0.48	-3.87	1,504,314	(27,874)
Construction, electricity, gas steam and air conditioning supply, water supply, sewerage, waste management and remediation activities	9.71	20.55	2.04	-10.98	693,205	(154,959)
Wholesale and retail trade, repair of motor vehicles and motor cycles	11.74	5.26	0.46	1.41	1,134,496	7,335
Transportation and storage	8.85	2.02	0.23	-6.71	514,469	(8,091)
Accommodation and food services activities	10.61	15.92	1.47	-39.42	232,344	(134,892)
Information and communication	34.45	5.01	0.16	13.72	64,382	1,423
Financial and insurance activities	32.49	18.90	0.61	9.40	187,933	10,758
Education	9.93	27.40	2.60	0.86	425,931	9,531
Human health and social work activities	12.30	11.78	0.96	4.34	169,232	7,043
Other activities	7.22	-6.83	-1.00	-3.08	1,121,545	34,568

Source: Author's calculation based on Labour Force Survey Annual Reports, DCS

Covid-19 and Labour Market: Short-term Impacts

In this section, a number of labour market indicators will be examined in order to assess the short-term impacts of the Covid-19. As mentioned in the methodology section, the relevant data for this assessment are extracted from the reports published by the Department of Census and Statistics based on its Labour Force Surveys. At the time of this study, the DCS has not published the Annual Labour Force Survey report for 2020, instead it has published an annual bulletin which contains, as usual, only a snap short on some key labour market indicators. Hence, this limitation prevents this study from conducting an in-depth analysis into the effects of Covid-19 on Sri Lanka's labour market. It is expected to enrich this study in future when disaggregated data are available in future.

Figure 1 reports data on labour force participation by gender and economic sector for the period of 2013-2020. In Sri Lanka, low female labour force participation has been identified as one of the major labour market issues and a number of initiatives have been taken by successive government in encouraging females to enter into the labour market. During 2020, compared to previous years, overall labour force participation has declined, and, in particular, female labour force participation has declined significantly compared to that of the male. For instance, male labour force participation declined from 73 per cent in 2019 to 72 per cent in 2020, while female labour force participation declined from 34.5 per cent in 2019 to 32 per cent in 2020. Low female labour force participation could be due to two factors, (a) fewer number of females join the labour force (either received jobs or started looking for jobs), and/or (b) some females lost their jobs and majority of them avoided searching for alternative employment opportunities. It could be argued that some females avoided joining the labour force for reasons such as (a) lack of sureness on finding a suitable job due to uncertainty surrounding both the pandemic and present economic environment, (b) increased responsibility at household level due to closer of schools, kindergartens, and day-care centers, (c) limited access to financial and social capital, and (d) not being able to complete training/education due to the pandemic. Labour force participation in urban sector has declined drastically compared to that of rural indicating Covid-19 has affected disproportionately. This may be partly due to the fact that some urban centers, in particular within the Western Province, witnessed prolonged lockdowns in 2020. Moreover, travel restrictions and social distancing measures brought about a severe blow to economic activities in the urban centers compared to that in the rural sector.



Source: Annual Report Labour Force Surveys 2019 & LFS Annual Bulletin, 2020.

The argument, some females lost their jobs and majority of them avoided searching for alternative employment opportunities, could partially be supported through published data on female share of total employed persons in 2020. According to DCS (2020), the share of females in total employed declined from 34.4 per cent in 2019 to 32.8 per cent in 2020. In absolute terms, the total number of jobs lost during 2020 was 181 thousand and the number jobs lost among females was 185 thousands. In fact, the number of jobs among male increased by around 4 thousands in year 2020. Among the three major economic sectors, agriculture sector created around 98 thousands jobs during 2020 and both industrial and services sectors witnessed some employment losses. The industrial sector lost around 105 thousands job while the job losses in the services sector amounted to 173 thousands. It is highly probable that sectors whose activities were severely disrupted due to travel restrictions and social distancing measures - such as construction, accommodation & food services, entertainments & recreation, and real estate sub-sectors – may have witnessed those job losses. In contrast, the government declared the agriculture related activities as essential and allowed people who engage in those activities to normally function during the lockdown period. As a result, the agriculture sector was minimally affected by the pandemic related travel restrictions and social distancing measures.

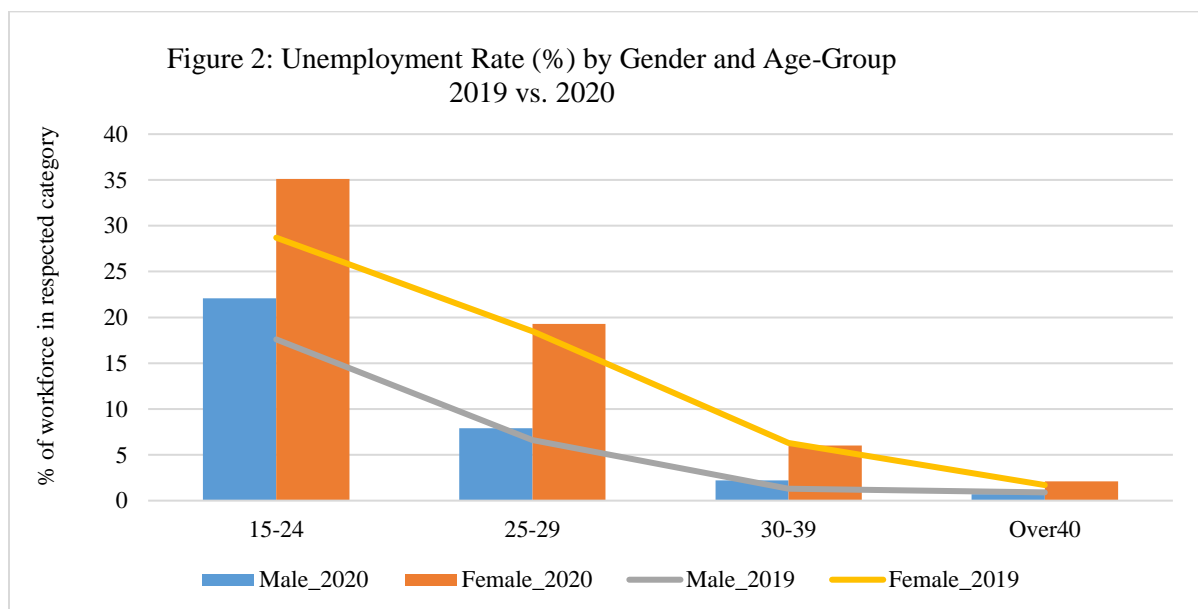
In 2020, the share of female workers declined with respect to all the employment status⁵. In particular, the decline was somewhat significant with respect to *own account worker* and *contributing family worker* categories. The female share in *own account worker* category declined from 26.2 per cent in 2019 to 24.1 per cent in 2020 whereas for the case of *contributing family worker*, the above share declined by around 2.2 per

⁵ Employment status consists of four categories; namely (a) employees, (b) employers, (c) own account workers, and (d) contributing family workers.

cent for the same period. With respect to *employee* category, the female share declined by around 1 per cent in 2020 compared to the year 2019. It could reasonably be expected that the majority of females who lost jobs fall into the employment status of *employee* and *own account worker*.

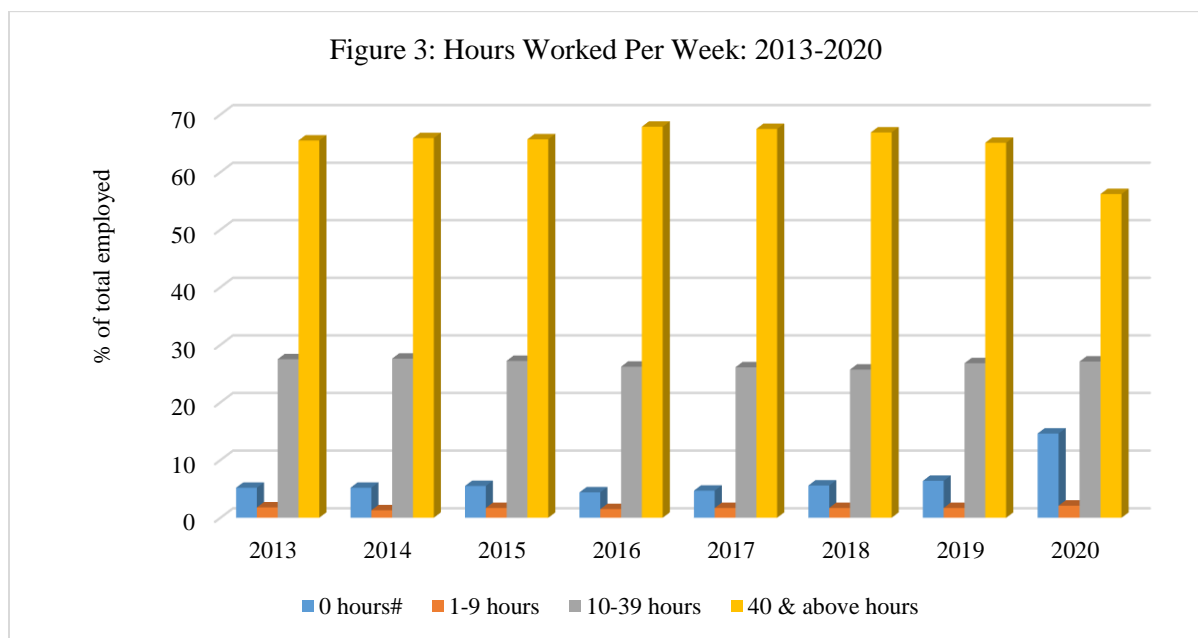
Economic slowdown, largely due to Covid-19, resulted in an increase in unemployment during 2020. For instance, the overall unemployment rate has increased from 4.8 per cent in 2019 to 5.5 per cent in 2020. The female unemployment rate increased from 7.4 per cent in 2019 to 8.5 per cent in 2020 whereas among male, unemployment rate increased from 3.3 per cent to 4 per cent during the above two years. As discussed in the literature, an increase in unemployment rate during the Covid-19 was found in a number of countries. In particular, firms witnessed supply and demand shocks owing to measures taken for controlling the spread of the pandemic and most of them were cautious in new recruitments. Instead, some firms laid down workers to face the negatives associated with the pandemic though the government implemented a number of measures to redress the severely affected sectors. In addition, government initiated a tripartite dialog among stakeholders (employee unions and employer associations) to avoid job losses and severe wage cuts. However, such mechanisms were mostly operated in the formal sector.

Unemployment data at disaggregated level, by age-gender, show that unemployment rate was higher for young and females across all the age groups. More importantly, unemployment rate for youth and females has increased sharply in 2020 compared to that of older unemployment rate. This implies that effect of Covid-19 on unemployment has disproportionately distributed by gender and age group. In particular, young females have become the most vulnerable group in the labour market due to the pandemic. OECD (2020) also found that young and females were at higher risk of falling into unemployment due to the pandemic. It is also highly probable that the share of NEET youth may have increased during the pandemic thereby idling young human resources in the economy.



Source: Annual Report Labour Force Surveys 2019 & LFS Annual Bulletin, 2020.

Average hours worked per week is one of the other labour market indicators that may have affected due to travel restrictions and social distancing measures adopted in containing the spread of the Covid-19 pandemic. As theoretically expected, the share of total workers who work 0 hours during the preceding week, i.e. the work has a job but not at work during the reference week, increased from 6.4 per cent in 2019 to 14.6 in 2020 (see Figure 3). During the second quarter of 2020, government imposed country-wide traveling restrictions, and later such restrictions were extended only for the Western Province. Moreover, restrictions on selected economic activities, such as personal services, accommodation, entertainments & recreations, and hotel & restaurants, were partially restricted for a longer period. It is highly probable that the increase in the share of workers who work 0 hours may have reduced their income. It is also notable that the share of workers who engage in 40 or more hours during the reference week has declined in 2020 compared to its corresponding value for 2019. For instance, the share of total workforce engages in 40 or more hours per week declined from 65 per cent in 2019 to 56 per cent in 2020. This implies that a sizable number of workers who usually engage in 40 or more hours of work per week stayed at home due to the Covid-19 pandemic. It is notable that the share of workers who engage in 10-39 hours of work per week has slightly changed during the pandemic period.

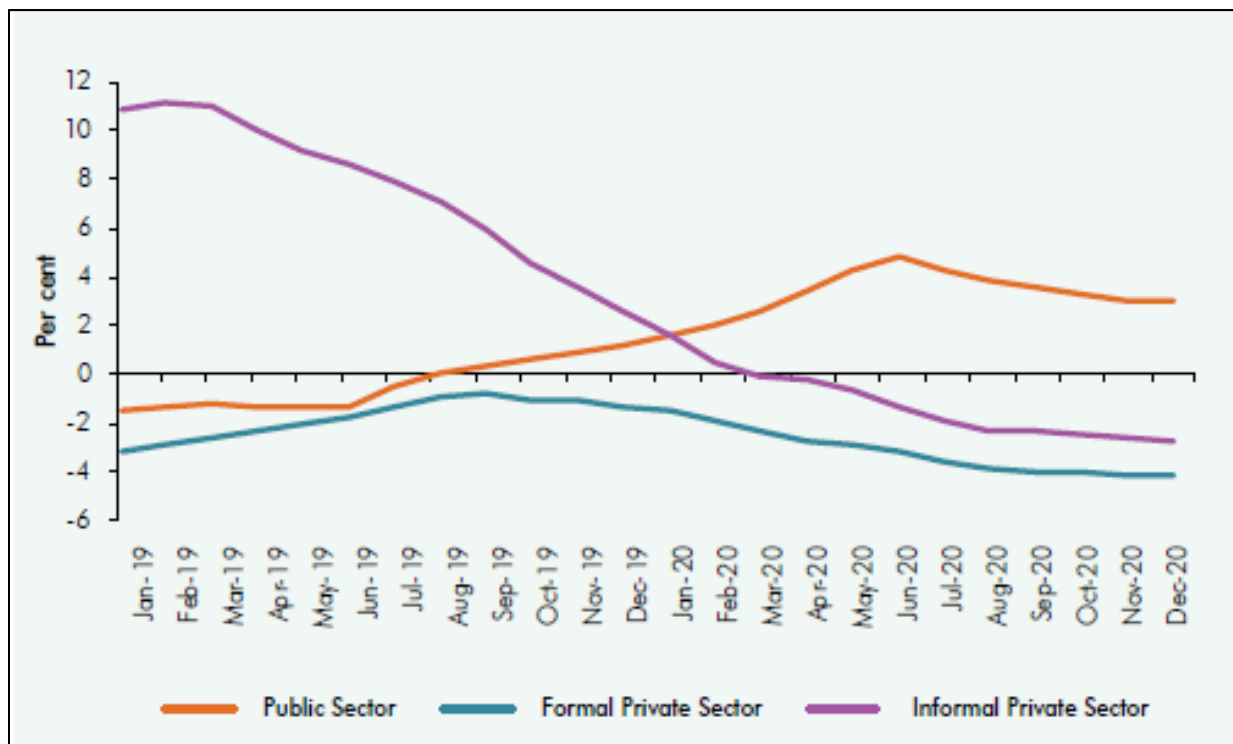


Source: Annual Report Labour Force Surveys 2019 & LFS Annual Bulletin, 2020

In addition to labour market indicators discuss above, it could reasonably be expected that Covid-19 may have influenced businesses to introduce downward adjustments to wages so that firms could improve their resilience to face the supply and demand shocks emanating from Covid-19 pandemic. Figure 4 reports data on annual average change in real wage rate indices for employees representing formal private, informal, and public sectors. Both formal private and informal sectors witnessed a decline in real wages during the pandemic period while the real wages of the public sector employees showed an increase in 2020 compared to the previous year. According to Central Bank (2020) some firms revised salaries downwards as their cash flows were severely affected with the disruptions to their business activities. Moreover, tripartite agreement, reach between the

ministry of labour, the employers’ federations, and labour unions on paying 50 per cent of the last paid basic salary or the minimum wages where employees were required to stay at home due to pandemic conditions. Central Bank (2020) highlighted that the Covid-19 related disruptions had a severe effect on informal sector workers’ capacity to earn a living.

Figure 4: Annual Average Change in Real Wage Rate Indices



Source: Annual Report – 2020, Central Bank of Sri Lanka

Nominal wages of the informal private sector employees decreased during the first and the second waves of the pandemic though some recovery was reported towards the end of the year 2020. With the addition of a new non-pensionable monthly interim allowance, wages of public sector employees increased amidst the pandemic. Accordingly, real wages of the public sector employees increased by 2.9 per cent in 2020 compared to the last year.

5. Conclusion

The Covid-19 pandemic has swept across the world starting from early 2020 and many countries continue to struggle to bring economies to their pre-pandemic situation. The vaccination efforts have shown some positive results to the relief of masses in the world in general and to the people who witnessed the devastating consequences in particular. The Covid-19 pandemic as well as measures adopted in preventing the spread of the pandemic have resulted a number short- and long-run of socio-economic consequences needing the attentions of policy makers both at national and global-levels. Some of the short-run effects could be established at present using scattered data collected by national statistical agencies. This study aimed at

identifying short-term effects of Covid-19 on Sri Lanka's labour market. Using data from nationally representative labour force surveys, conducted and disseminated by the Department of Census and Statistics, this study employed some descriptive analytical tools, including employment elasticity estimators, in investigating the impacts. The literature survey clearly indicated evidences to suggest that the short-term effects of the Covid-19 could be visible in number of labour market indicators such as labour force participation, total employment, unemployment, hours of work, and wages. This study started its analysis by discussing some of the policy measures taken by the government in preventing the spread of the pandemic and in mitigating some of the effects of Covid-19 on the society, in particularly to the economy. A brief overview on the key concerns in the labour market was discussed to provide a wider perspective on the possible short-run effects. The analysis revealed that Sri Lanka labour market suffers from a number of issues such as low female labour force participation, high level of informality, youth unemployment, and NEET rate. Our analysis showed that, mostly, people with less education hold the majority of informal employment while unemployment is relatively higher among young educated females. These undelaying labour market conditions are critical in understanding the short-term effects of Covid-19 on Sri Lanka's labour market. Our employment elasticity estimates revealed that output reduction, due to supply and demand shocks caused by the pandemic, may have associated with larger employment losses in Construction, accommodation (hospitality) & food services, manufacturing, entertainments & recreation, and real estate sectors. In other words, in terms of employment losses due to the pandemic, those sectors face greater risks than the other sectors. In fact, the elasticity estimates suggest that the agriculture sector to expand its employment during the pandemic, working as a shock absorber.

Based on DCS (2019; 2020), this study briefly examined the changes into some of the selected labour market indicators during 2020. A detailed analysis cannot be conducted since the DCS has yet to publish the annual report based on the Labour Force Survey of 2020. Our analysis showed that the short-term effects of Covid-19 has distributed disproportionately where females have suffered severely compared to their counterparts. In terms of job losses, females lost around 185 thousands jobs while male gained around 4 thousand jobs during 2020. In addition, unemployment has increased among young females in 2020 compared to that of the young males. In addition, number of hours of work has declined significantly where the share of total workers who engage 0 hours of work per week has increased whereas the share of workers who engage 40 or more hours per week has declined in 2020. More importantly, private sector employees, both formal and informal, have witnessed a decline in their real wages while public sector employees witnessed the opposite. Our findings clearly indicate that female workers and workers holding informal jobs were at high risk towards losing jobs and earnings, in particular, those who engage in high risk industries identified above. The labour market outcomes discussed in this paper mostly reflects the effects of that pandemic at its first and the second waves. It is expected that the third wave has much severe effects given its spread and some of the measures taken in preventing its spread. Hence, it is imperative that policy makers pay attention to this situation and come up with appropriate policy measures to improve their labour market conditions.

References

Balde, R. Boly, M. and Avenyo, E. (2020). Labour Market Effects of Covid-19 in Sub-Saharan Africa: An Informality Lens from Burkina Faso, Mali and Senegal. Working Paper Series #2020-022, Maastricht University.

- Barker, N.; Davis, A.C. López-Peña, P.; Mitchell, H.; Mobarak, A., Naguib, K., Reimao, E. M.; Shenoy, A.; and Vernot, C. (2020). Migration and the Labour Market Impacts of Covid-19. WIDER Working Paper 2020/139
- Beland, L., Fakorede, O., and Mikola, D. (2020). The Short-Term Effect of Covid-19 on Self-Employed Workers in Canada. *Canadian Public Policy*, 46(1), 6681
- Central Bank of Sri Lanka (2020). Annual Report – 2020. Colombo: Central Bank of Sri Lanka
- Department of Census and Statistics (2019). Quarterly Report of the Sri Lanka Labour Force Survey – First Quarter – 2020. Colombo: Department of Census and Statistics of Sri Lanka
- Department of Census and Statistics (2019). Quarterly Report of the Sri Lanka Labour Force Survey – Fourth Quarter – 2020. Colombo: Department of Census and Statistics of Sri Lanka
- Department of Census and Statistics (2019). Quarterly Report of the Sri Lanka Labour Force Survey – Second Quarter – 2020. Colombo: Department of Census and Statistics of Sri Lanka
- Department of Census and Statistics (2019). Quarterly Report of the Sri Lanka Labour Force Survey – Third Quarter – 2020. Colombo: Department of Census and Statistics of Sri Lanka
- Department of Census and Statistics (2019). Sri Lanka Labour Force Survey: Annual Bulletin – 2020. Colombo: Department of Census and Statistics of Sri Lanka
- Department of Census and Statistics (2019). Sri Lanka Labour Force Survey: Annual Report – 2019. Colombo: Department of Census and Statistics of Sri Lanka
- Djoumessi, Y.F. (2021). The Adverse Impact of the Covid-19 Pandemic on the Labour Market in Cameroon. *African Development Review*, 33, 31-44.
- Epidemiology Unit of Ministry of Health (2021). Covid-19 Situation Report – 18/06/2021. Colombo: Ministry of Health
- Francis_Devine, B. and Powell, A. (2021). Coronavirus: Impact on the Labour Market. Briefing Paper, Number 8898, House of Commons Library
- International Finance Corporation (2020). Gendered Impacts of Covid-19 on Employment in the Private Sector, Sri Lanka: Washington: International Finance Corporation.
- International Labour Organization (2020). Covid-19 Labour Market Impact in the Philippines. Manila: International Labour Organization
- Kapoor, R. (2020). Covid-19 and the State of India's Labour Market. ICRIER Policy Series, No 18/June 2020

- Lee, S., Schmidt-Klau, D. and Verick, S. (2020). The Labour Market Impacts of the COVID-19: A Global Perspective. *Indian Journal of Labour Economics*, 63, 11–15.
- Lemieux, T., Milligan, K., Schirle, T., and Skuterud, M. (2020). Initial Impacts of the Covid-19 Pandemic on the Canadian Labour Market. Working Paper #26, Canadian Labour Economics Forum
- Masri, A.D.; Flamini, V. and Toscani, F. (2021). The Short-Term Impact of Covid-19 on Labour Market, Poverty and Inequality in Brazil. IMF Working Paper – WP/21/66,
- Misra, S. and Suresh, A.K. (2014). Estimating Employment Elasticity of Growth for the Indian Economy. WPS (DEPR) 06/2014: Department of Economic and Policy Research – Reserve Bank of India
- Schotte, S., Danquah, M., Osei, R. D., and Sen, K. (2021). The Labour Market Impact of COVID19 lockdowns: Evidence from Ghana. WIDER Working Paper 2021/27. Helsinki: UNU-WIDER. <https://doi.org/10.35188/UNU-WIDER/2021/965-5>
- The Ceylon Chamber of Commerce and USAID (2020). Findings Report: Business Survey on Trade and Labour Market Impact of Covid-19 on Sri Lanka Exporters - An Update. Colombo: The Ceylon Chamber of Commerce and USAID
- Webster, A., Khorana, S., and Pastore, F. (2021). The Labour Market Impact of Covid-19: Early Evidence for a Sample of Enterprises from Southern Europe. GLO Discussion Paper, No. 815, Econstor
- Wimalaweera, A. (2020). Covid-19 & Beyond – The Impact on the Labour Market of Sri Lanka. Survey Report of the E.-Survey Conducted on Private Sector Establishments – May 2020. Colombo: Department of Labour, Sri Lanka
- World Bank (2021). Sri Lanka Development Update 2021: Economic and Poverty Impact of Covid-19. Colombo: The World Bank